

C-SERIES **C20,000-C25,000**

The multi-directional forklift designed to handle heavy, long and awkward loads.

COMBiLiFT

LIFTING INNOVATION

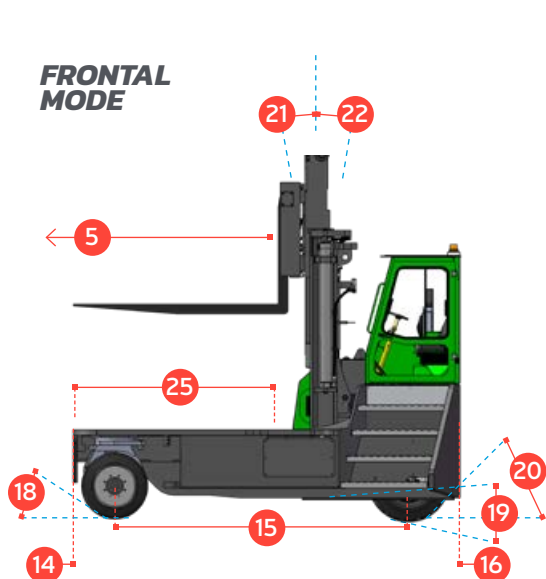


combilift.com

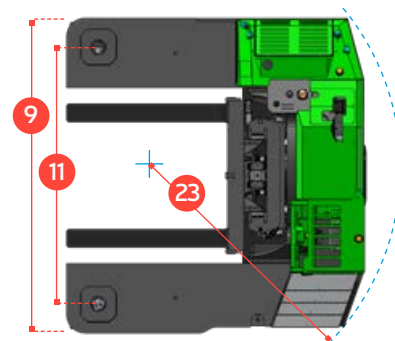
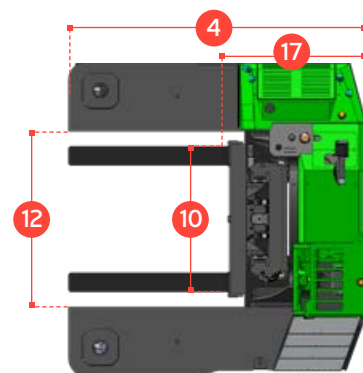
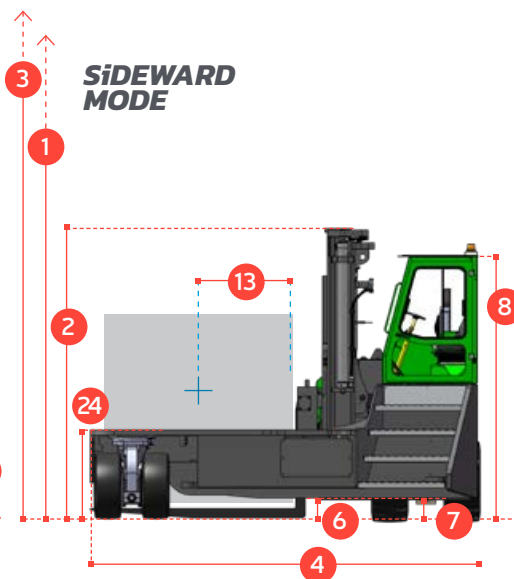
C-SERIES

C20,000-C25,000

FRONTAL MODE



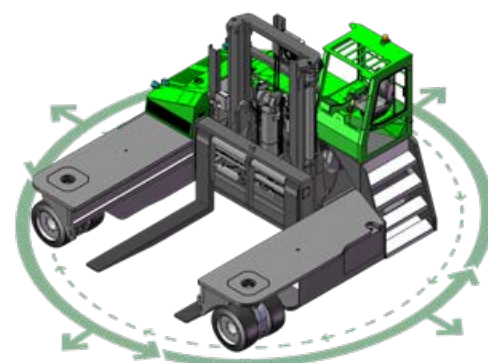
SI DEWARD MODE



REF.	DESCRIPTION	C20,000	C25,000
1a	Max. Lift Height	4120mm	
1b	Freelift Height	0mm	
2	Height Mast Closed	4140mm	
3	Max. (Mast raised)	6230mm	
4	Overall Length	4700mm	4900mm
5	Mast Travel	2500mm	2700mm
6	Ground Clearance Under Mast	460mm	
7	Ground Clearance to Centre of Wheelbase	250mm	
8	Height Over Cab (Without work lights)	3310mm	
9	Width	5200mm	
10	Outside Spread of Fork Arms	2400mm	
11	Track Front	4240mm	
12	Frame Opening	2900mm	
13	Load Centre Distance	1200mm	
14	Overhang Front	525mm	
15	Wheelbase	3525mm	3725mm
16	Overhang Back	650mm	
17	Length From Face of Fork	2300mm	
18	Approach Angle	45°	
19	Ramp Angle	17°	
20	Departure Angle	45°	
21	Forward Tilt	4°	
22	Backward Tilt	8°	
23	Minimum Outside Radius	4640mm	4840mm
24	Platform Height	1150mm	
25	Platform Length	2400mm	2600mm

A	Capacity	20,000 kg	25,000 kg
B	Unladen Weight	38,000 kg	39,000 kg
C	Maximum Ground Speed	19 km/h	
D	Gradeability	10%	
E	John Deere Diesel Engine 6068HF485	168 kW (225 HP)	
F	Electrics	12 Volt	
G	Fork Section 120mm x 300mm x	2400mm	2600mm
H	465 / 55 - 20 Rear Tyre (Super Elastic) x2	OD 1016mm / Width 457mm	
I	840 / 350 - 559 Front Tyre (Super Elastic) x2	OD 840mm / Width 350mm	
J	Standard Colour	Green & Grey	
K	Suspension Seat	KAB Model 116	

Multi-Directional



Features Include:

- Hydraulic Mounted Cabin
- Multi-Directional Operation
- 4 Wheel Hydrostatic Drive
- +/- 150mm Integrated Side-shift
- 4 Way Lever Positioning of Wheels
- Load Sensing Steering
- Hydraulic Oil Cooler

Distributed by: